






Maximize Solar Return with Solartech Sapphire Modules

Key Features

-  Multicrystalline modules designed for residential commercial and utility applications, rooftop or ground mount
-  High output, 17.23% highest conversion efficiency
-  Designed for IEC DC 1000V applications
-  Commit protection in the severest weather conditions with certified EVA, Back sheet foil, and Junction box
-  Ensure 5400pa snow loads and 2400pa wind loads with high transparent tempered glass and robust anodized aluminum frame

Reliable Quality

- Positive power tolerance : 0 ~ +3%
- 100% EL double-inspection ensures modules are defects free
- Potential Induced Degradation (PID) Resistant

Comprehensive Certificates

- IEC 61215, IEC 61730 and CE
- ISO 9001: 2008: Quality management systems
- ISO 14001: 2004: Environmental management systems
- OHSAS 18001: 2007: Occupational health and safety management systems

Warranty

- 10-year limited product warranty, 25-year limited power output warranty (90% for 10 years, 80% for 25 years)



SAPPHIRE CELL INSIDE

315W-335W



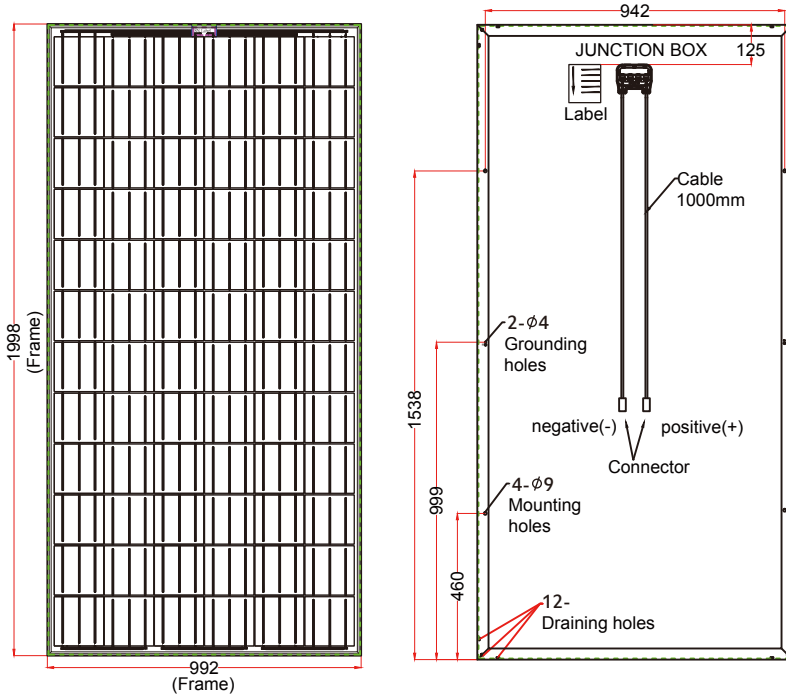
SEC-6P-72-3BB Series
Multi-Crystalline Photovoltaic Modules



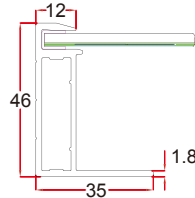
SEC-6P-72-3BB Series 315W-335W

Multi-Crystalline Photovoltaic Modules

Mechanical Data

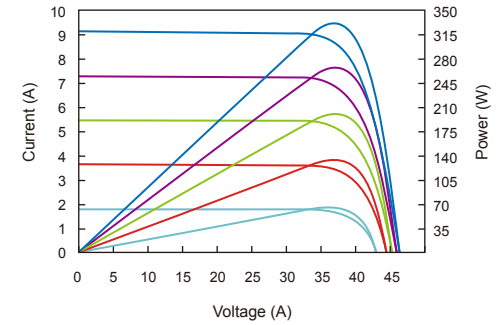


Dimension: 1998mm x 992mm x 46mm
 Cells: 72 multi-crystalline 156x156mm cells
 Connection: Junction box above IP65 with 3 bypass diodes
 Cable: 4mm² x 1.0m with Tyco or MC4 compatible connectors
 Frame: Anodized aluminum
 Weight: 46mm : 24.0 kg / 52.86 lbs



IV Curve

IV and P_{MAX} Curves with different radiation levels at 25°C
 — 1000Wm² — 800Wm² — 600Wm² — 400Wm² — 200Wm²



Temperature Coefficient

Temp. Coeff. of I_{SC} = 0.05%/C
 Temp. Coeff. of V_{OC} = -0.30%/C
 Temp. Coeff. of P_{MAX} = -0.41%/C

Maximum Operation

Operational Temperature: -40°C to +85°C
 (-40°F to +185°F)
 Maximum System Voltage: 1000V DC
 Maximum Reverse Current: 15A
 Maximum Load: Snow loads 5400pa or 550kg/m²
 Wind loads 2400pa

Electrical Characteristics @ STC*

Module Number	SEC-6P-72-XXX-3BB, XXX = Nominal Power P _{MAX} [W _P]				
Nominal Power P _{MAX} [W _P]	315	320	325	330	335
Power Tolerance **	+3%	+3%	+3%	+3%	+3%
Nominal Voltage V _{MAX} [V]	37.58	38.00	38.06	38.11	38.25
Nominal Current I _{MAX} [A]	8.38	8.42	8.54	8.66	8.76
Open Circuit V _{OC} [V]	45.32	45.50	46.00	46.20	46.40
Short Circuit I _{SC} [A]	8.72	8.76	8.96	9.13	9.23
Efficiency Eff [%]	16.20	16.46	16.72	16.97	17.23

*STC: Standard Test Conditions, measurement at radiation strength 1,000 W/m², spectral distribution AM 1.5, temperature 25°C, in accordance with EN 60904-3

**Power tolerance can be adjusted on requests

NOCT: Nominal Operating Cell Temperature, 45.3 +/- 2°C, measurement at radiation strength 800 W/m², AM 1.5, Air temperature 20°C, wind speed 1m/s

Specifications are subject to change without notice

Warranty

10 year limited product workmanship warranty

25 year limited power output warranty: 90% minimum rated power for 10 years. 80% minimum rated power for 25 years

Solartech Energy Corp.

Taipei Office
 8F., No.760, Sec. 4, Bade Rd., Songshan Dist., Taipei 105, Taiwan
 Tel: +886-2-21712388 Fax: +886-2-21712387 E-mail: sales@solartech-energy.com

Hsinchu HQ & Fab
 No. 16, Guangfu N. Rd., Hsinchu Industrial Park, Hukou, Hsinchu 303, Taiwan
 Tel: +886-3-5276888 Fax: +886-3-5246866