






Maximize Solar Return with Solartech Sapphire Modules

Key Features

-  Multicrystalline modules designed for residential commercial and utility applications, rooftop or ground mount
-  High output, 16.47% highest conversion efficiency
-  Designed for IEC DC 1000V applications
-  Commit protection in the severest weather conditions with certified EVA, Back sheet foil, and Junction box
-  Ensure 5400pa snow loads and 2400pa wind loads with high transparent tempered glass and robust anodized aluminum frame

Reliable Quality

- Positive power tolerance : 0 ~ +3%
- 100% EL double-inspection ensures modules are defects free
- Potential Induced Degradation (PID) Resistant

Comprehensive Certificates

- IEC 61215, IEC 61730 and CE
- ISO 9001: 2008: Quality management systems
- ISO 14001: 2004: Environmental management systems
- OHSAS 18001: 2007: Occupational health and safety management systems

Warranty

- 10-year limited product warranty, 25-year limited power output warranty (90% for 10 years, 80% for 25 years)

240W-270W



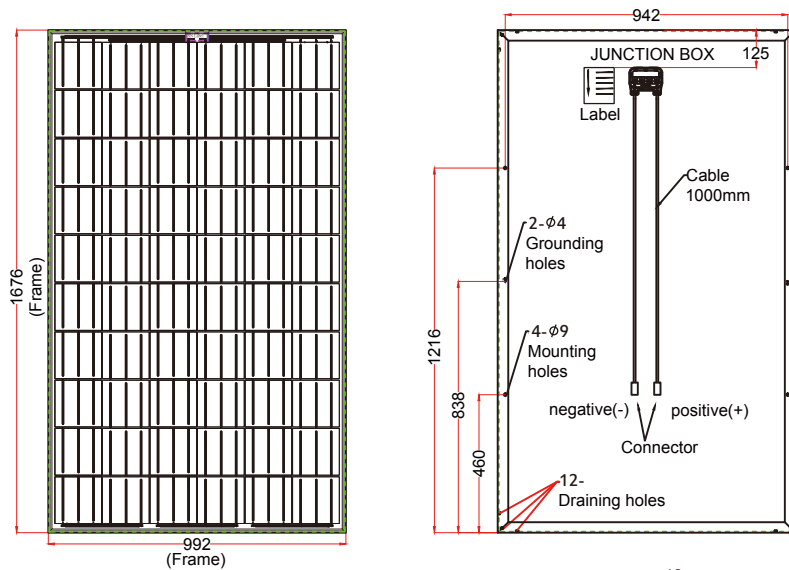
ASC-6P-60-3BB Series
Multi-Crystalline Photovoltaic Modules



ASC-6P-60-3BB Series 240W-270W

Multi-Crystalline Photovoltaic Modules

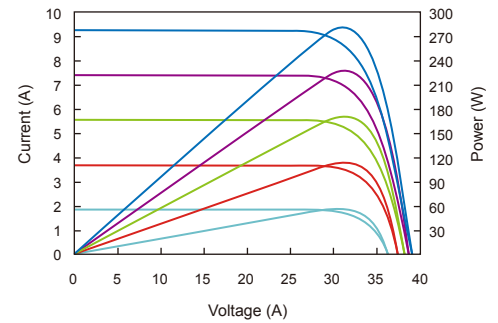
Mechanical Data



Dimension: 1676mm x 992mm x 40mm (46mm)
 Cells: 60 multi-crystalline 156x156mm cells
 Connection: Junction box above IP65 with 3 bypass diodes
 Cable: 4mm² x 1.0m with Tyco or MC4 compatible connectors
 Frame: Anodized aluminum
 Weight: 40mm : 19.0 kg / 41.85 lbs
 46mm : 20.0 kg / 44.05 lbs

IV Curve

IV and P_{MAX} Curves with different radiation levels at 25°C
 = 1000Wm² = 800Wm² = 600Wm² = 400Wm² = 200Wm²



Temperature Coefficient

Temp. Coeff. of I_{sc} = 0.07%/C
 Temp. Coeff. of V_{oc} = -0.34%/C
 Temp. Coeff. of P_{MAX} = -0.44%/C

Maximum Operation

Operational Temperature: -40°C to +85°C
 (-40°F to +185°F)
 Maximum System Voltage: 1000V DC
 Maximum Reverse Current: 15A
 Maximum Load: Snow loads 5400pa or 550kg/m²
 Wind loads 2400pa

Electrical Characteristics @ STC*

Module Number	ASC-6P-60-XXX-3BB, XXX = Nominal Power P _{MAX} [W _P]						
Nominal Power P _{MAX} [W _P]	240	245	250	255	260	265	270
Power Tolerance **	+3%	+3%	+3%	+3%	+3%	+3%	+3%
Nominal Voltage V _{MAX} [V]	29.81	30.32	30.83	31.25	31.71	32.20	32.46
Nominal Current I _{MAX} [A]	8.05	8.08	8.11	8.16	8.20	8.23	8.32
Open Circuit V _{OC} [V]	37.16	37.40	37.65	37.90	38.15	38.40	38.60
Short Circuit I _{SC} [A]	8.55	8.58	8.61	8.66	8.70	8.73	8.80
Efficiency Eff [%]	14.64	14.94	15.25	15.55	15.86	16.16	16.47

*STC: Standard Test Conditions, measurement at radiation strength 1,000 W/m², spectral distribution AM 1.5, temperature 25°C, in accordance with EN 60904-3

**Power tolerance can be adjusted on requests

NOCT: Nominal Operating Cell Temperature, 45.3 +/- 2°C, measurement at radiation strength 800 W/m², AM 1.5, Air temperature 20°C, wind speed 1m/s

Specifications are subject to change without notice

Warranty

10 year limited product workmanship warranty

25 year limited power output warranty: 90% minimum rated power for 10 years, 80% minimum rated power for 25 years

Solartech Energy Corp.

Taipei Office
 8F., No.760, Sec. 4, Bade Rd., Songshan Dist., Taipei 105, Taiwan
 Tel: +886-2-21712388 Fax: +886-2-21712387 E-mail: sales@solartech-energy.com

Hsinchu HQ & Fab
 No. 16, Guangfu N. Rd., Hsinchu Industrial Park, Hukou, Hsinchu 303, Taiwan
 Tel: +886-3-5276888 Fax: +886-3-5246866